

MXL2 Dash Logger

- CAN connections	3
- ECU connections	CAN, RS232 or OBDII
- External modules connection	Yes
- Expansion CAN connection	GPS, Channel Expansions, Lambda Controller, SmartyCam
- Analog inputs	8
- Digital inputs	4 speed inputs, 1 RPM input
- Connectors	2 autosport connectors
- Accelerometer+gyroscope	Internal three axial
- Internal memory	2 GB
- Alarm LEDs	6 RGB freely configurable
- Shift Lights	10 RGB LEDs freely configurable
- Backlight	Bicolour: white or red
- Light sensor	Yes
- Dimensions	190x103x21mm
- Weight	530g
- Waterproof	IP65



MXL2 Dash Logger



AiM SRL
 Via Cavalcanti, 8
 20063 Cernusco S/N (Mi)
 Italy
 P. (+39) 02 - 9290571
 F. (+39) 02 - 92118024

www.aim-sportline.com



Introducing the New MXL2 Dash Logger.

15000 race cars all over the world are using AiM MXL. Now, we have totally redesigned it in order to improve every feature of the most popular DashLogger in motorsport.



MXL2 Dash Logger



The MXL2 sports an all new high contrast LCD with an integrated graphical portion, offers a dual color backlight, hosts six configurable RGB alarm LEDs, a 10 LED shift light array, WiFi connectivity, three CAN connections, connections with an industry leading 500+ ECUs. Additionally, a 3-axis accelerometer, 8 analog inputs, 4 digital speed inputs, a lap signal input, and 2 digital outputs, are all standard. All this is housed in a waterproof aluminum chassis with new sealed side-mounted aluminum buttons for quick easy interaction without the need for a PC.

Sharp Liquid Crystal.

The MXL2 display features a high contrast traditional LCD, with a black to white ratio nearly double its predecessor, fused with a graphical LCD offering great flexibility in information display and alerts. The MXL2 now offers a dual colored backlight of high contrast white and red - which can also be changed conditionally. An ambient light sensor keeps the backlight at optimum brightness levels.

Flexible Alarms.

Six configurable RGB alarm LEDs. You choose the conditions, you choose the colors. Select a solid alarm or flashing one - and the flashing frequency, choose to have an accompanying text message, and set the alarm priorities.

Integrated Shift Light Array.

An integrated shift light is a hallmark of the MXL, but an even better 10 LED shift light array is found in the MXL2. Choose from a host of advanced multicolored RGB shift light patterns that can be customized to your liking, and for each unique gear when required.

WiFi Connectivity.


Configure, calibrate, and download your data wirelessly over a secure 802.11 WiFi connection.



Dual colored backlight



Select one among seven colors



Configurable Channel Configurable Channel Lap Time Graphical Section



Freely configurable pages: examples of pages with two, three or four information

GPS Satellites Signal level

MXL2, a Modular Data Acquisition Display System for Your Car.



Add expansion modules via our built in CAN bus eg. GPS, external memory modules, channel expansions, lambda controllers. These are only some of the items that can be added to our MXL range for incrementing the performance and the data acquired.

Sealed Aluminum Buttons.

The new side-mounted aluminum buttons offer a superior tactile feedback and give quick access to dash functions and data recall without the need for a PC.



Motorsport Connectors.

Lightweight aluminum mil-spec motorsport connectors now standard on the MXL2.



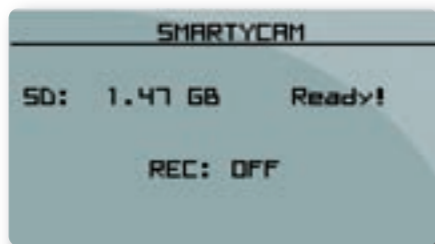
Aluminum & Glass.

The new aluminum chassis of the MXL2 affords an edge to edge glass face with an antiglare coating for optimum viewing in a wide range of conditions. Improved environmental sealing bolsters the battle against the elements.



Tighter Video Integration.

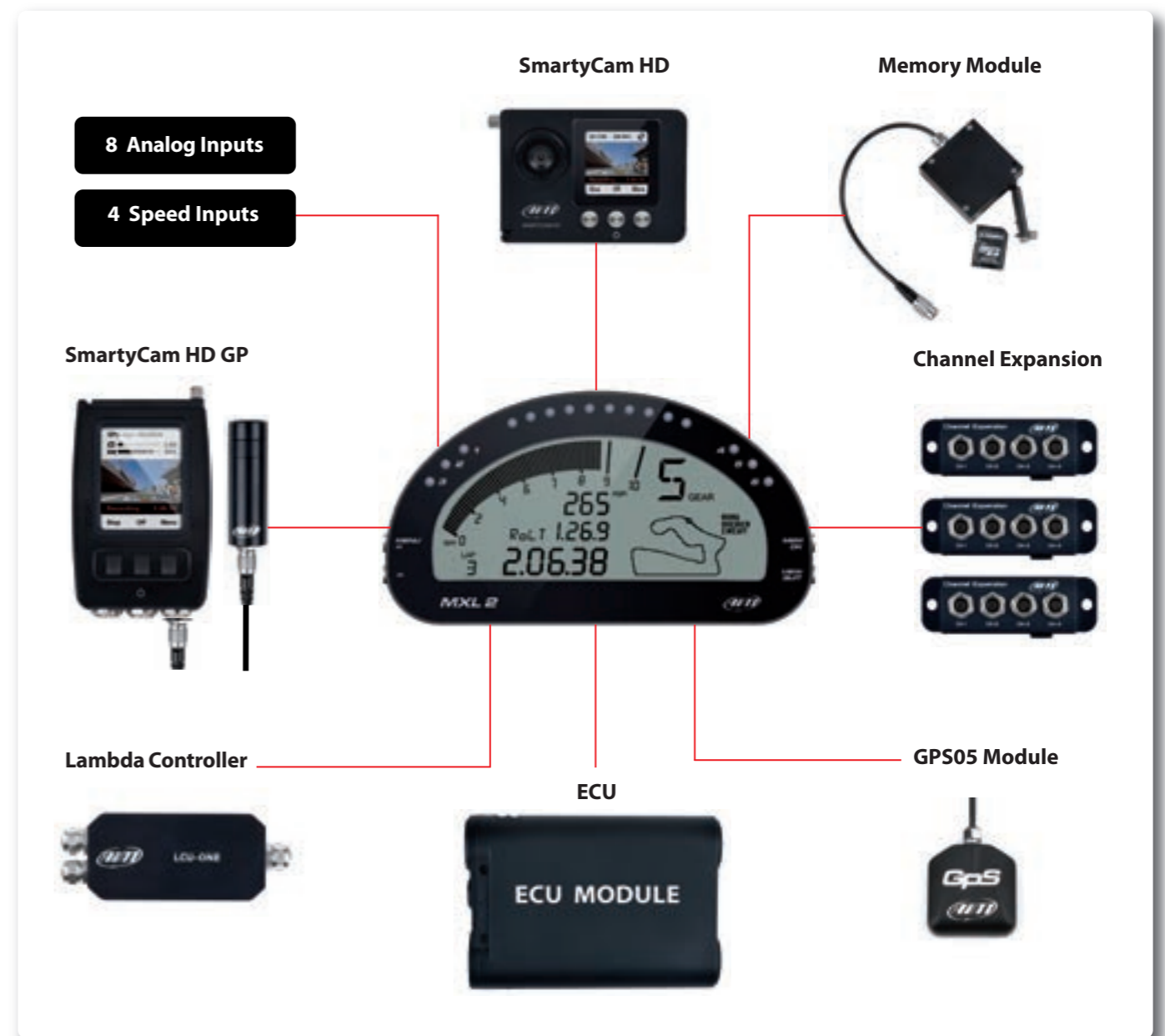
The MXL2 offers even tighter SmartyCam video integration with onscreen video status indicators and precise synchronous video start stop recording - resulting in compact video files of pertinent content.



SmartyCam Status



New SmartyCam HD



Modular Data Acquisition System